



Seye Ogunnowo

Software Engineer

PORTFOLIO

Work Samples (Descriptions and Pictures)

I Received Permissions

For web applications that I developed for companies, I received the necessary permissions to include them in my portfolio. I always do this before including works, and also ensure I do not display sensitive data or parts of the applications.



1. Trend Analysis

Trend Analysis is a web application that I developed for Citygate Global to help the financial organization analyse and visualise financial data consolidated from all of its branch offices across Nigeria. Trend Analysis allows users (company staff) to access different parts of the application based on their roles, with the most sensitive parts reserved for management-level officers.

The features include:

- A section allowing branch offices to record financial data. (This is necessary, as the main banking system does not support integrations with third-party apps)
- Step-based verification of the financial data, first by the Area Managers and then by the General Manager's office.
- Chart visualisation, allowing users to select the financial data they want to see in line charts, including the specific branch offices, regions etc. they are interested in visualising.
- Data analysis, providing users with analyses of financial data, including best performing branches, best and worst months and growth rates between months, quarters and year half.
- Record review sections, allowing branch offices to review data referred back by the Area Managers or General Manager's office for corrections.
- Logs, allowing auditors to view activities performed on the application by all branch offices and staff.

The software is only accessible via URL and is not indexed in search engines.

Few Screenshots

Homepage

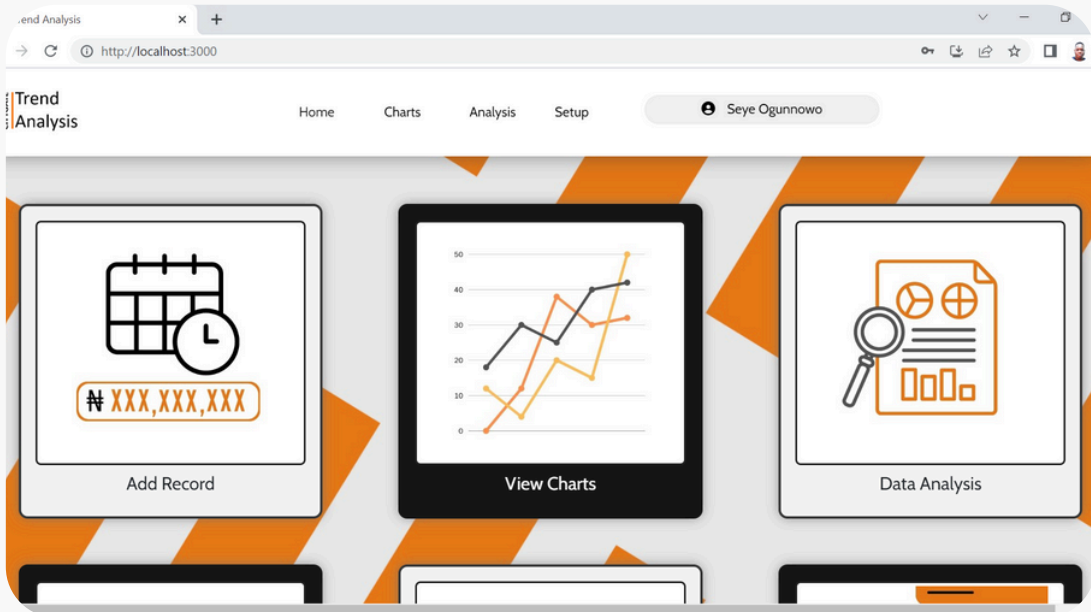
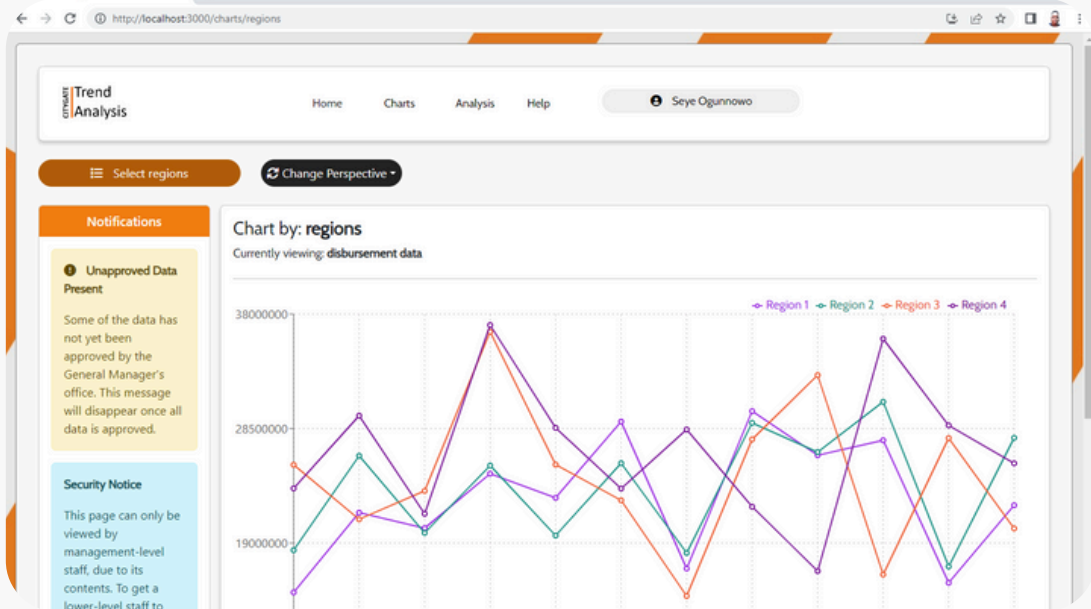
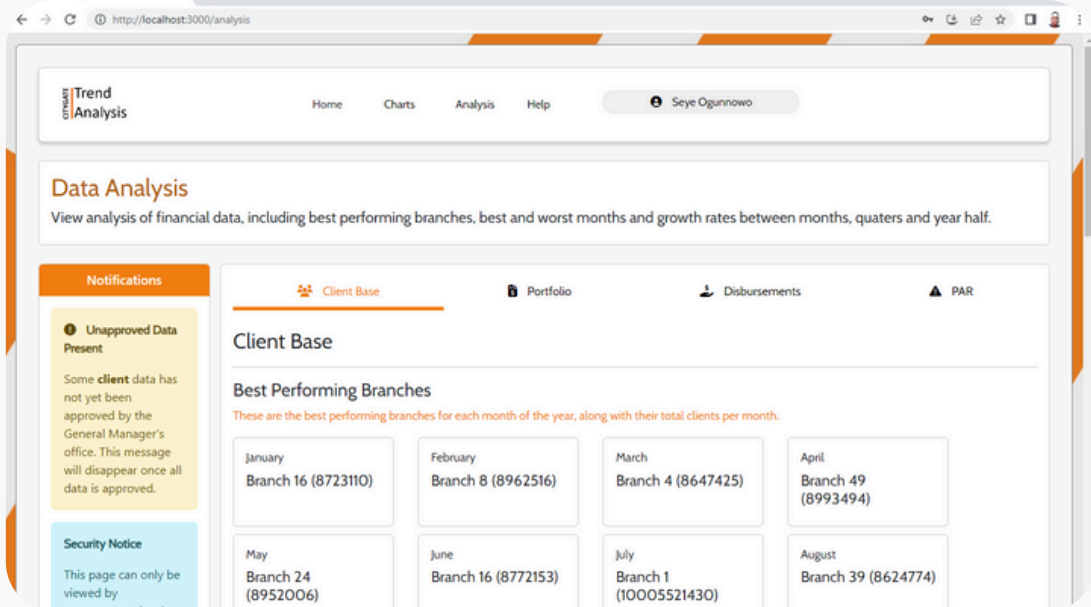


Chart Visualisation Page

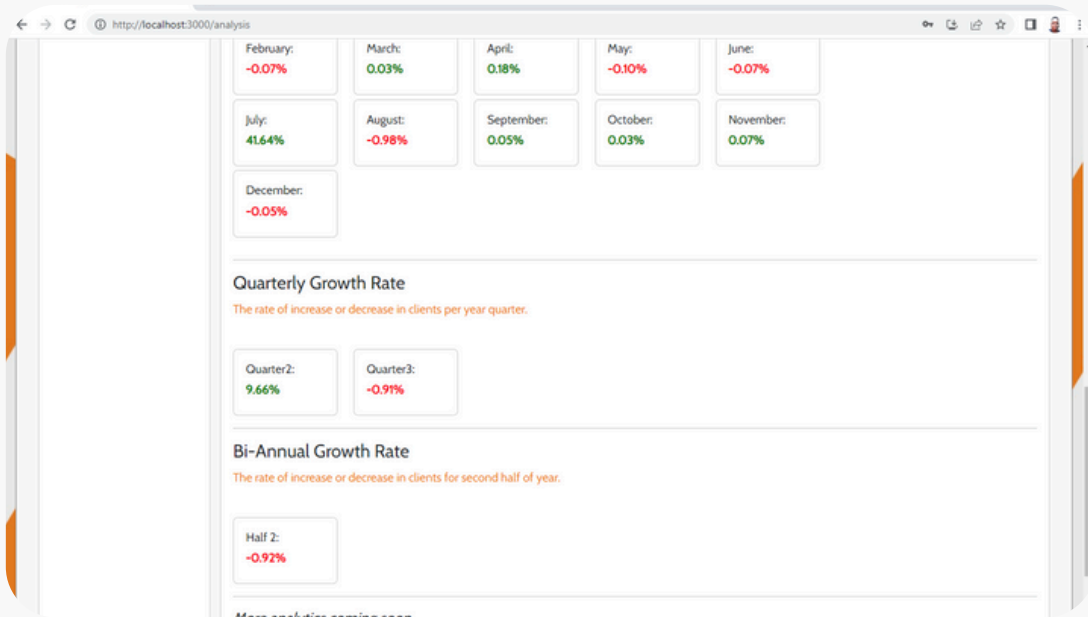


Analyses Page



Few Screenshots

Analysis Page (Cont'd)



Records Approval Page

The screenshot shows the 'Approve Records' page. It includes a sidebar with counts for Pending (8) and Approved (17) records. The main content is a table titled 'Client Base' with columns for Branch, Week, Month, Product, Amount, and Action.

Branch	Week	Month	Product	Amount	Action
Branch 6	2023-07-07 - 2023-07-13	July	Product 1	7654	Approve Refer
Branch 7	2023-07-07 - 2023-07-13	July	Product 1	2542	Approve Refer
Branch 8	2023-07-07 - 2023-07-13	July	Product 1	7334	Approve Refer
Branch 1	2023-07-07 - 2023-07-13	July	Product 1	7534	Approve Refer
Branch 2	2023-07-07 - 2023-07-13	July	Product 1	3463	Approve Refer

Signup Page (Restricted)

The screenshot shows the 'Branch Sign Up' form on the 'Signup Page (Restricted)'. The form includes fields for Branch, BM's Email, and Password, along with a Sign Up button and links for personal sign-up and login.

CITYGATE Trend Analysis

BRANCH SIGN UP

Branch:

BM's Email:

Password:

[Click here for personal sign-up. \(Only for management-level staff\)](#)

[Already have an account? Login.](#)

2. Citygate E-learning Portal

The Citygate E-learning Portal is a staff induction system I built to educate new and existing staff about the organization, allowing them to:

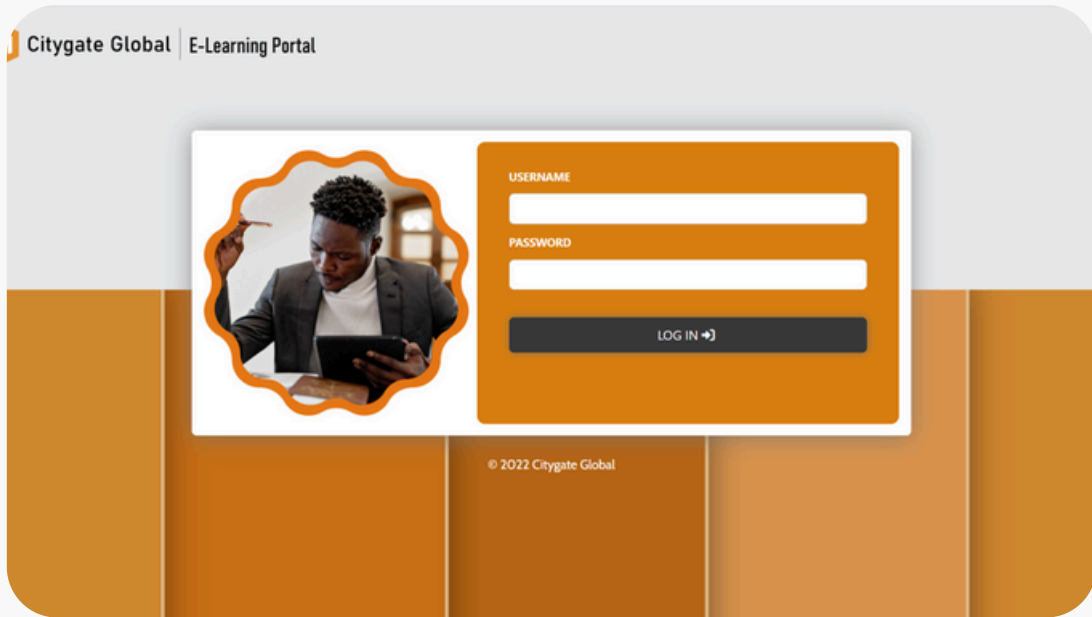
- Sign in, watch and learn from induction videos covering various aspects of the organization.
- Take a series of time-based tests and a final examination
- Track their learning progress and notify them of deadlines.
- Allow admins to monitor the progress and completion status of the staff.
- Allow senior staff setup and schedule trainings, which will notify all staff on the platform
- Discuss in a staff forum about induction matters
- Allow admins to control staff access rights and account status.
- Participate in the staff discussion forum.

The software is only accessible via URL and is not indexed in search engines. Staff cannot register themselves, and can only be added by an Admin in the 'Create New User' section (not included in the screenshots).

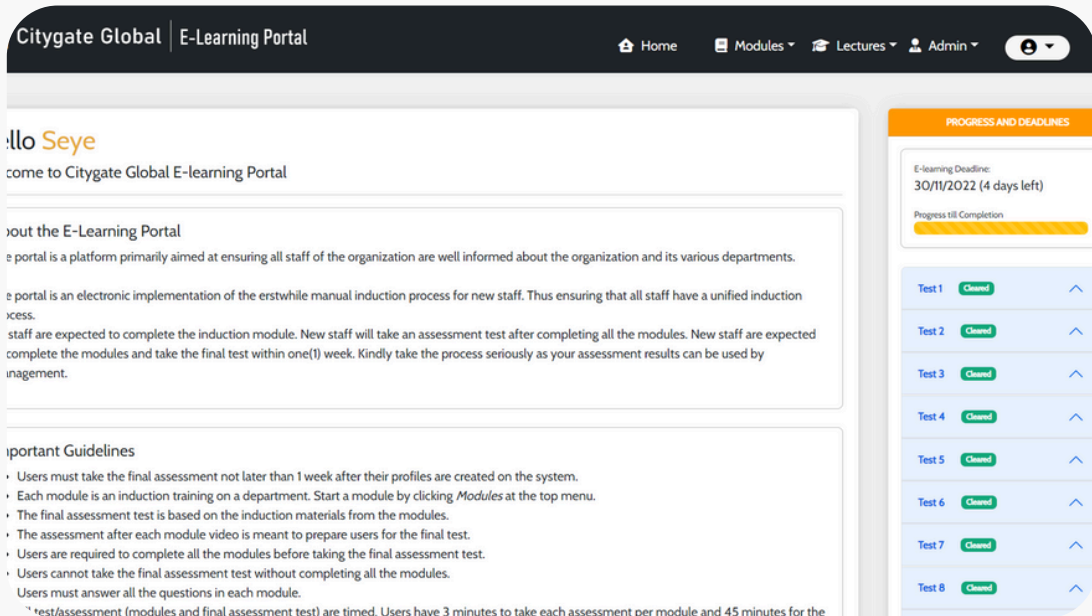
The platform is built on the core concepts of e-learning, all the while being an induction application, allowing staff to track their progress and receive feedback based on the performance and deadlines, as well as discussing with each other via a forum and being part of training sessions.

Few Screenshots

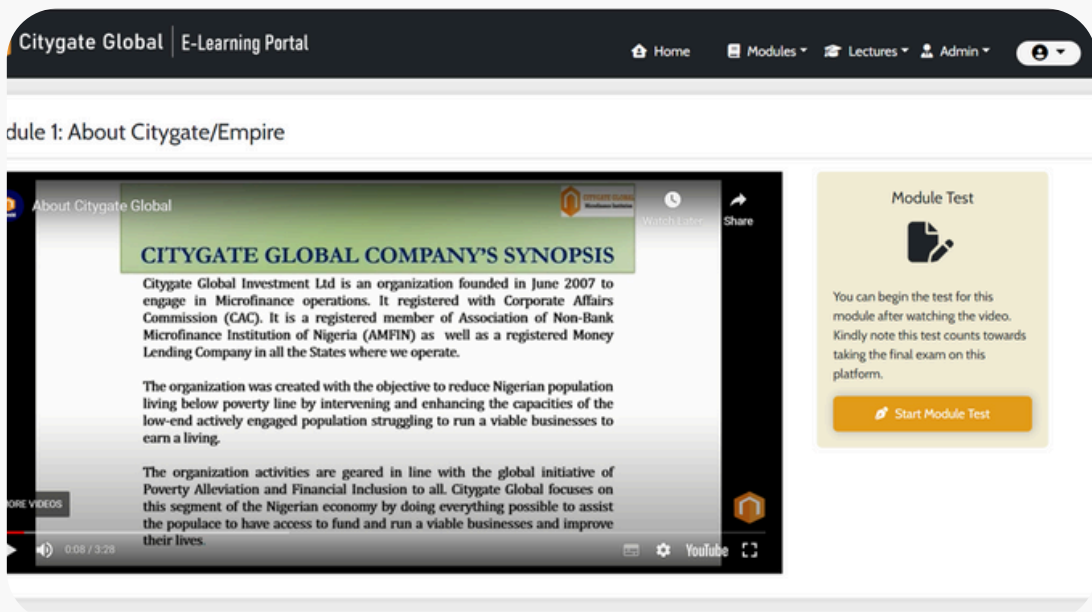
Login Page



Homepage/Welcome



Module Page

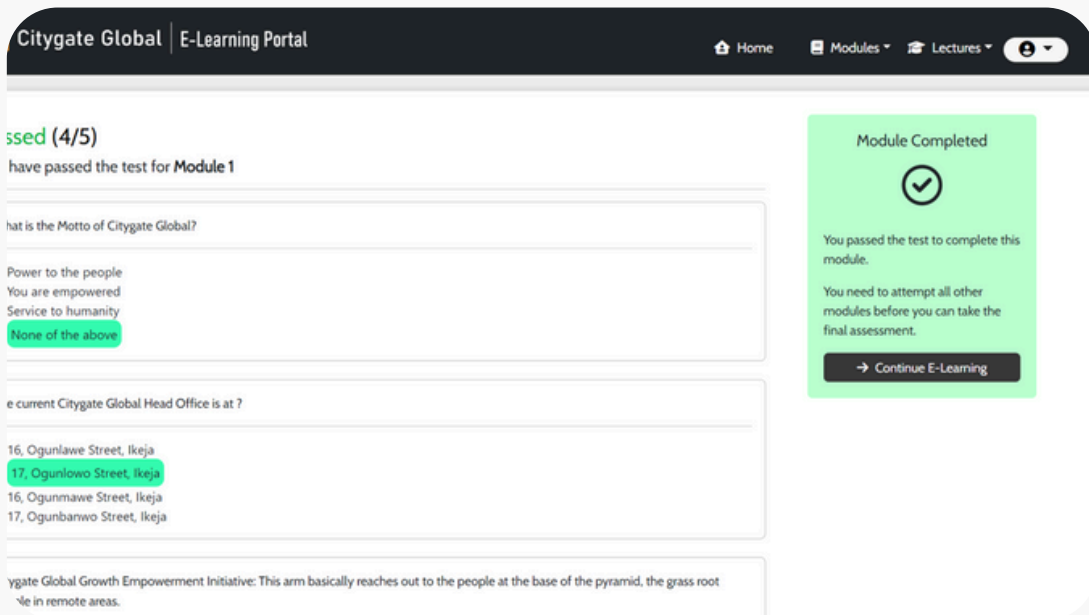


Few Screenshots

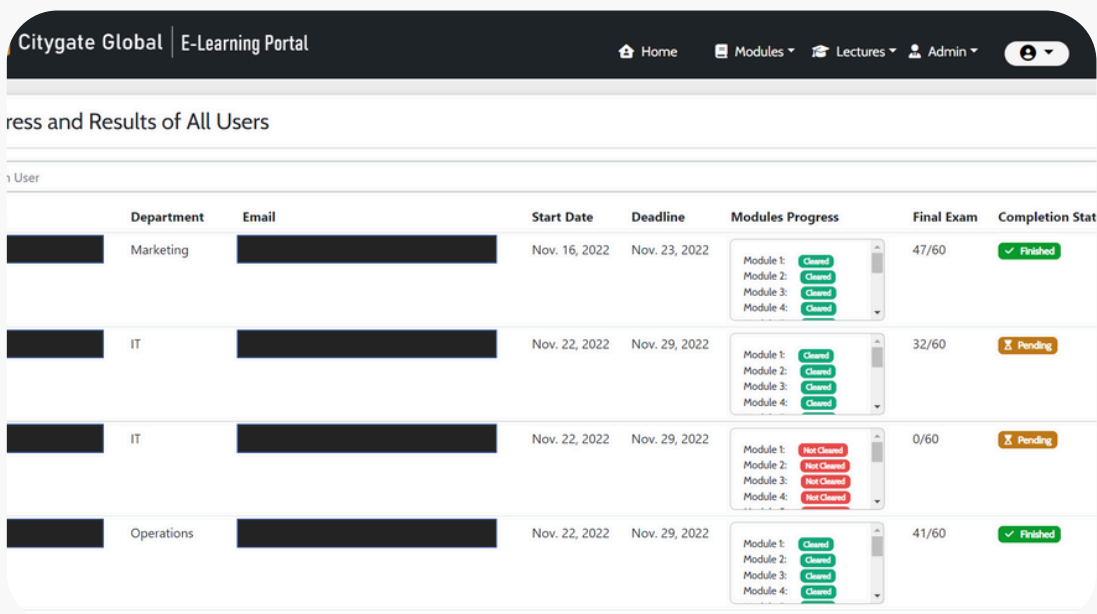
Test/Exam Pop-up



Test/Exam Result



Admin Access to Staff Progress & Results



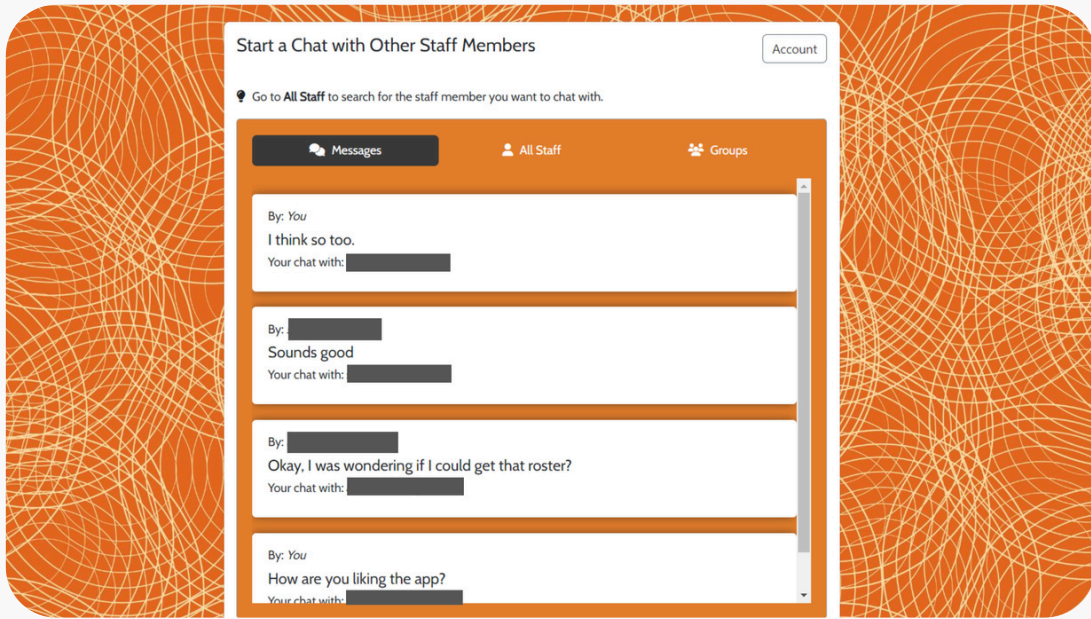
3. StaffChat

StaffChat was an instant messaging Progressive Web Application I developed to enable the hundreds of staff across the over 50 branch offices of Citygate Global, across the country to communicate in real-time by chatting. Staff can chat with one-another by searching up the name, position or branch name of the other staff member or participate in group chats. The application was developed to ease the burden on the mailing system by facilitating internal communication amongst via the application. StaffChat allows its users to:

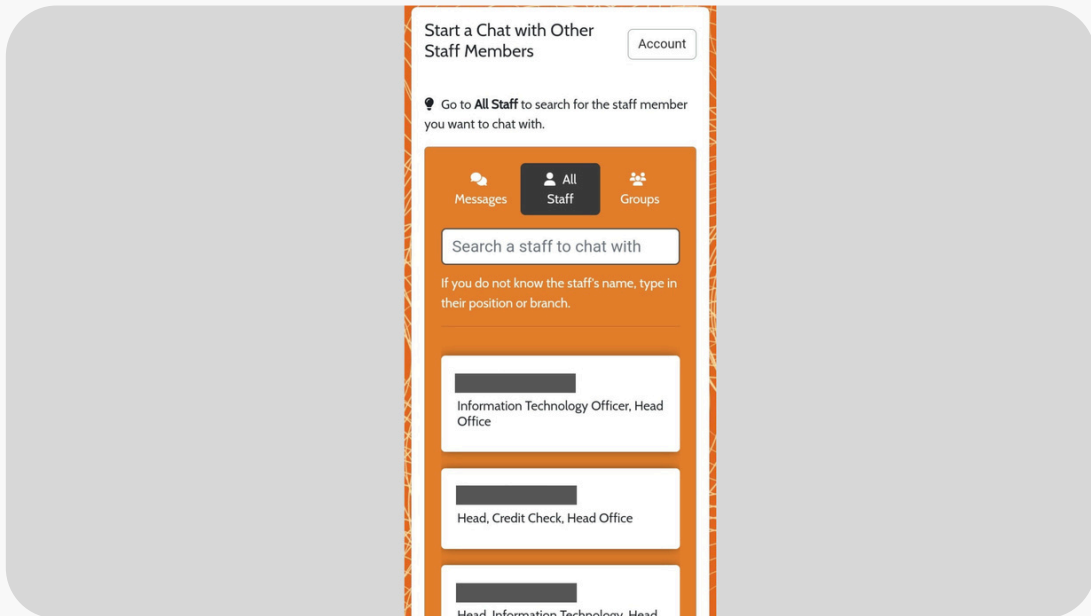
- Register, as long as their names are already in the staff database (anyone else is automatically rejected.)
- Sign in and view messages received or sent by the user.
- Search for staff to chat with using their name, position or branch name.
- Participate in group chats they are a member of.
- Create groups and include staff as members (feature available for only management-level staff).
- Set push notifications
- Switch chats from the current conversation to chat with other staff or groups.

StaffChat only allows staff whose names are registered with HumanResources to register, for security purposes, and only company emails are allowed in the registration process. StaffChat is not indexed in search engines.

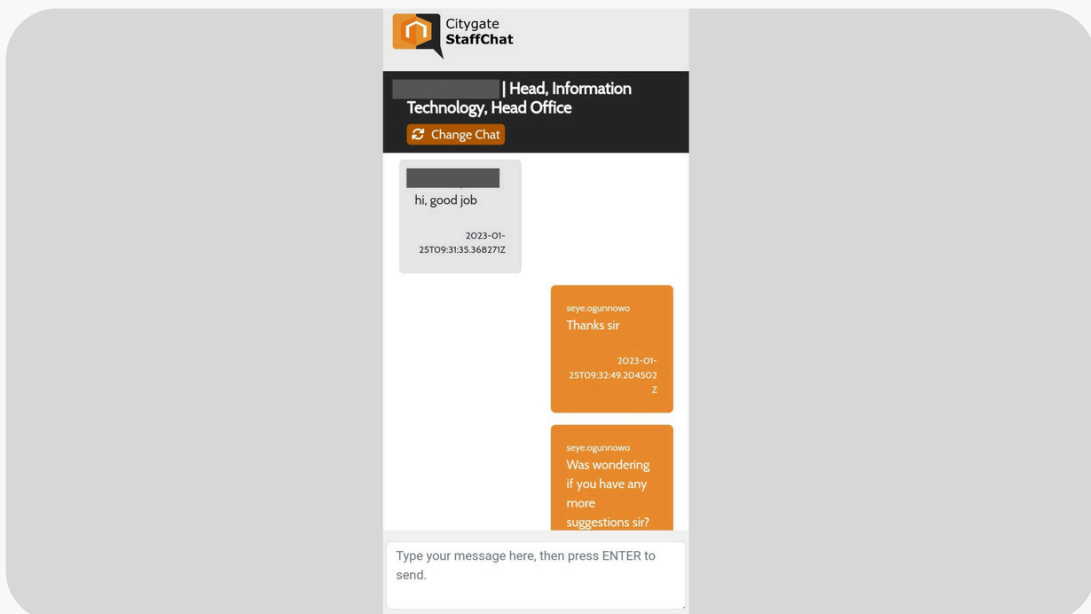
Messages Page



All Staff Page (Mobile)

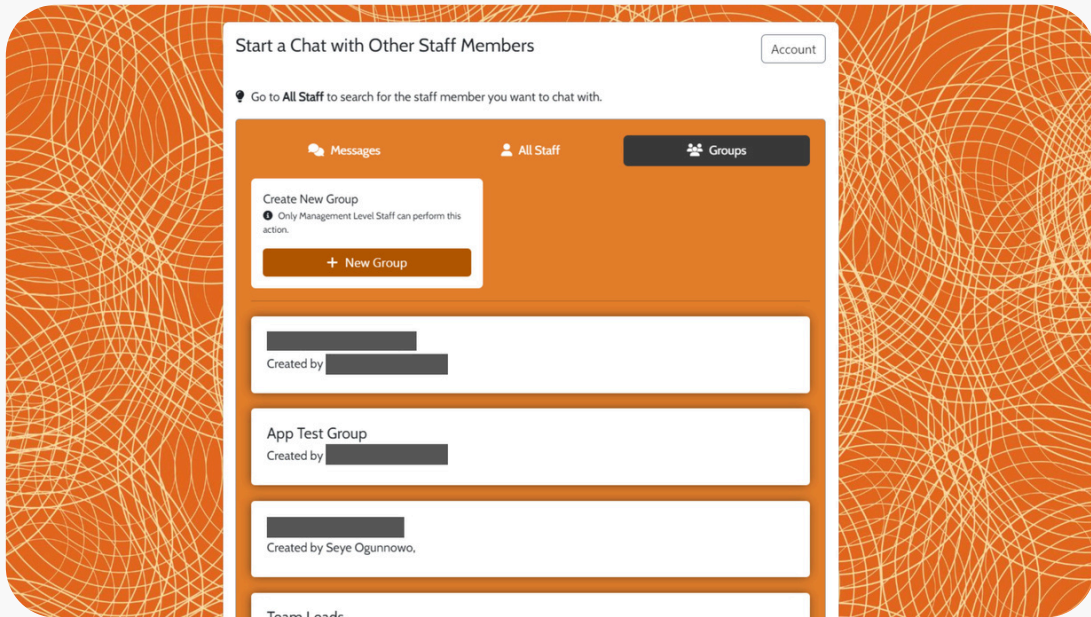


Chat Room (Mobile)




Few Screenshots

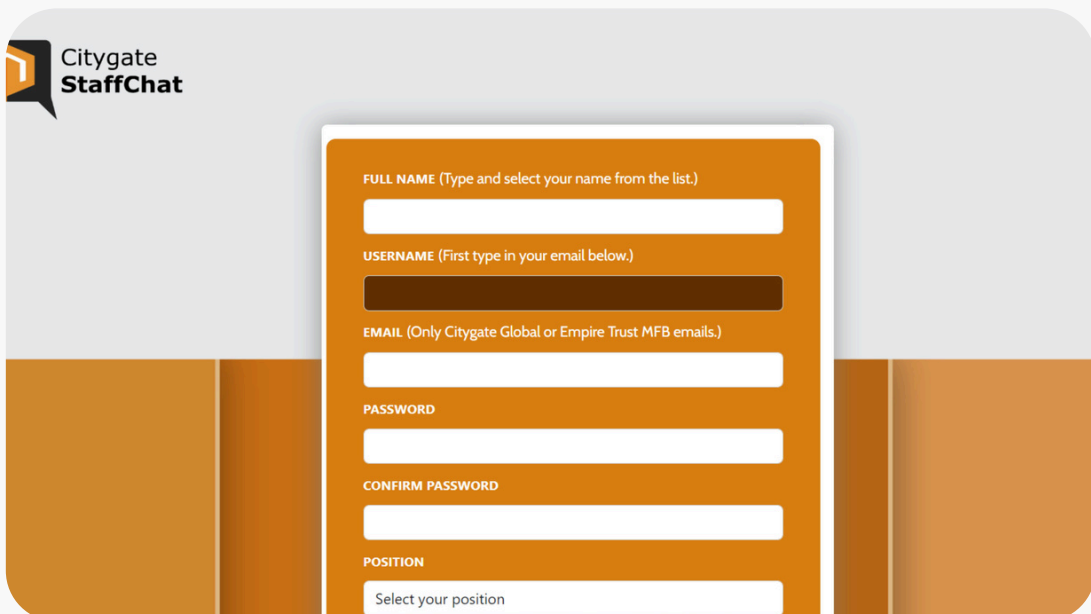
Groups Page



Login Page (Mobile)



Registration Page



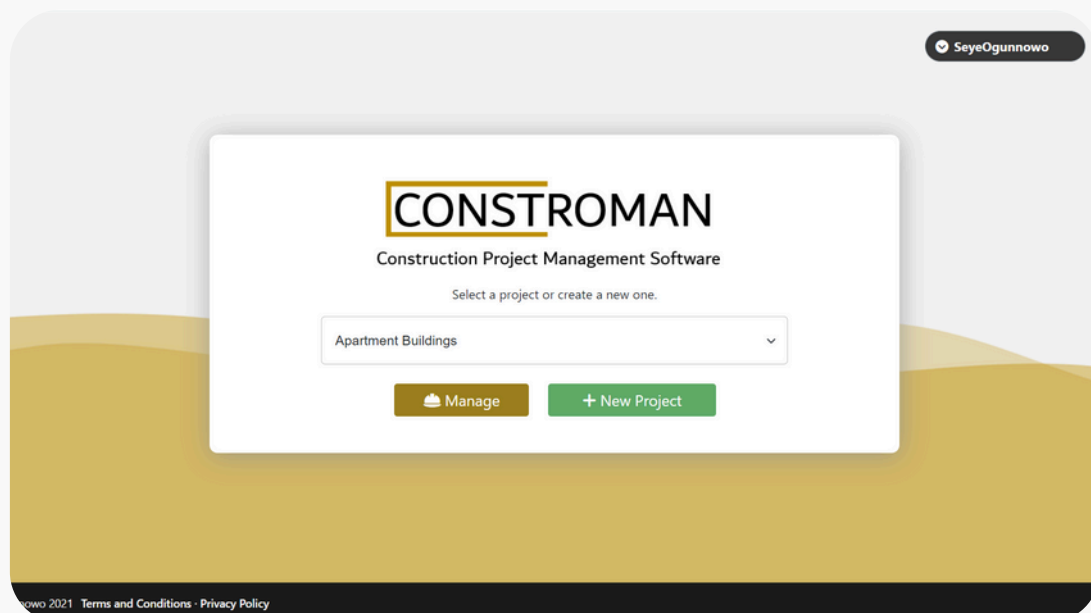
4. CONSTROMAN

CONSTROMAN was a SaaS product, a cloud-based construction project management software I developed to help project managers plan and organize activities, personnel, resources, financing, expenditures and more while collaborating with their team members, all for each development of their projects.

CONSTROMAN was exclusively owned and developed by me, however, the software had been retired by December 2022.

Few Screenshots

Projects selection



Few Screenshots

Developments page

CONSTROMAN | Overview | **Developments** | Resources | Activities | Personnel | Financing | Communication | Report | Project

Developments

[Delete](#) | [+ Add Development](#)

Apartment Building 1 - 4 Storey

Activities (11)
1. Marking
2. Excavation
3. Foundation Work
4. Shuttering

Dates
Start: April 30, 2022
Completion: Sept. 15, 2022
Duration: 138 Days
Due: 107 Days

Cost
Total Cost: 24,000,000
Financing: 25,000,000

None

Status: **Not Started**

[Charts and Diagrams](#) | [Edit](#)

Activities Calender

May 2, 2022	May 5, 2022	May 7, 2022	May 21, 2022
Marking (Not Started)	Excavation (Not Started)	Foundation Work (Not Started)	Shuttering (Not Started)

Charts and diagrams

CONSTROMAN | Overview | **Charts** | Developments | Resources | Activities | Personnel | Financing | Communication | Report | Project

Charts

Activities Scheduling

Marking
Excavation
Foundation Work
Shuttering
Casting Column
Walls Construction
Masonry work
Roofing
Plastering
Fixing Doors/Windows
Electrical Works

Jun 5 Jun 12 Jun 19 Jun 26 Jul 3 Jul 10 Jul 17 Jul 24 Jul 31 Aug 7 Aug 14 Aug 21 Aug 28 Sep 4 Sep 11 Sep 18 Sep 25 Oct 2 Oct 9 Oct 16

Activities Expenditure and Completion

Activities scheduling

CONSTROMAN | Overview | **Overview** | Developments | Resources | Activities | Personnel | Financing | Communication | Report | Project

Activities | Personnel | Financing

↑ Upcoming (6) | ⌘ On-going (1) | 🟢 Completed (0) | 🚫 Overdue

Electrical Works (Not Started)
Development: **Apartment Building 1**
Start: Sept. 23, 2022
Due: Sept. 29, 2022 (In 121 Days)
Created: April 17, 2022

Fixing Doors/Windows (Not Started)
Development: **Apartment Building 1**
Start: Sept. 16, 2022
Due: Sept. 22, 2022 (In 114 Days)
Created: April 17, 2022

Plastering (Not Started)
Development: **Apartment Building 1**
Start: Aug. 28, 2022

Few Screenshots

Personnel management

CONSTROMAN | Overview | Developments | Resources | Activities | **Personnel** | Financing | Communication | Report | Project

Personnel

Erick Prince

Details

Designation: Building Surveyor
Email: contractor@email.com
Phone Number: 123-456-789

Engaç

1. P
2. V
3. C
4. S

Daniel Harrow

Services

ail.com
156-789

Engagements

1. Roofing
2. Masonry work
3. Walls Construction
4. Casting Column

William Press

Details

Designation: Mechanical Engineer
Email: contractor@email.com
Phone Number: 123-456-789

Engager

1. Roc
2. Cas
3. Shu

Aaron Humphreys

Details

Designation: Project Manager
Email: contractor@email.com
Phone Number: 123-456-789

Engaç

Gabriel Valdes

Details

Designation: Buiding Contractor
Email: contractor@email.com
Phone Number: 123-456-789

Engaç

1. P
2. M
3. V
4. C

Kenneth S. Parker

Details

n: Buiding Contractor
ractor@email.com
nber: 123-456-789

Engagements

1. Masonry work
2. Walls Construct
3. Shuttering
4. Marking

Communication

CONSTROMAN | Overview | Developments | Resources | Activities | Personnel | **Communication** | Financing | Report | Project

Conversation

Yes sir! Happy to report on the excavation for apartment building 1, is that alright?

Seye Ogunnowo (other) Project Manager - May 30, 2022, 4:16 a.m.

Yes please, I'll set up the PM Action. It'd be great if I could get that?

Ivan Driscoll (Architect) - May 30, 2022, 4:18 a.m.

You got it.

Project Manager Action

Seye Ogunnowo, the Project Manager, has made a PM Action for Ivan Driscoll to provide activities update for this project.

Sub-activities and completion management

CONSTROMAN | Overview | Activities | **Engagements** | Resources | Communication | Project

Engagement

Excavation (Apartment Building 1)

Completion: 75%

Sub-Activities

Sub-Activity	Completion	
Site Clearing	<div style="width: 100%; background-color: #2196f3; height: 10px; margin: 5px 0;"></div> 100%	<input type="button" value="Edit"/>
Benchmarking	<div style="width: 100%; background-color: #2196f3; height: 10px; margin: 5px 0;"></div> 100%	<input type="button" value="Edit"/>
Surveying	<div style="width: 90%; background-color: #2196f3; height: 10px; margin: 5px 0;"></div> 90%	<input type="button" value="Edit"/>

Marking (Apartment Building 1)

Completion: Team Member

seyeogunnowo.com/works

